

# Guide to accessing a webex event

You will have received an email or invite URL

1: Click **“join event”** or click the **URL** to be taken to the meeting

Note: the meeting will open 5 minutes before the meeting starts

**Richard Terry changed the Webex event information.**

Tuesday, July 20, 2021

2:25 PM | (UTC+10:00) Canberra, Melbourne, Sydney | 1 hr

Join event

1

**More ways to join:**

**Join from the event link**

<https://eduvic.webex.com/eduvic/j.php?MTID=m4a23240ca0093a2c77fba213f16dfbfc>

**Join by the event number**

Event number (access code): 165 421 2127

Event password: GpExYMy2s28 (47399692 from phones)

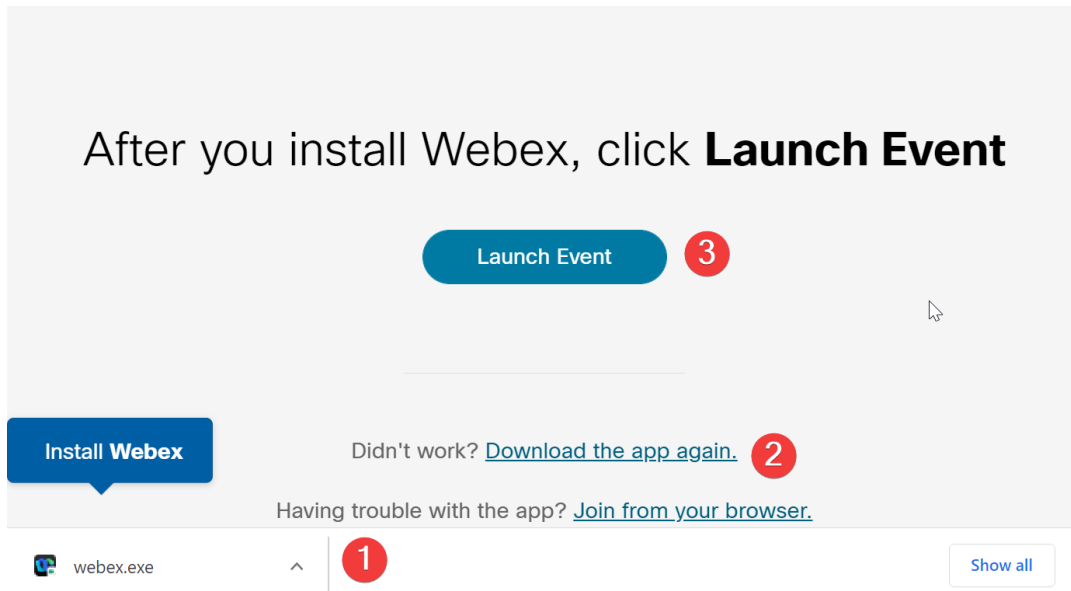
**Join by phone**

+61-3-8593-9167 Australia Toll (Melbourne)

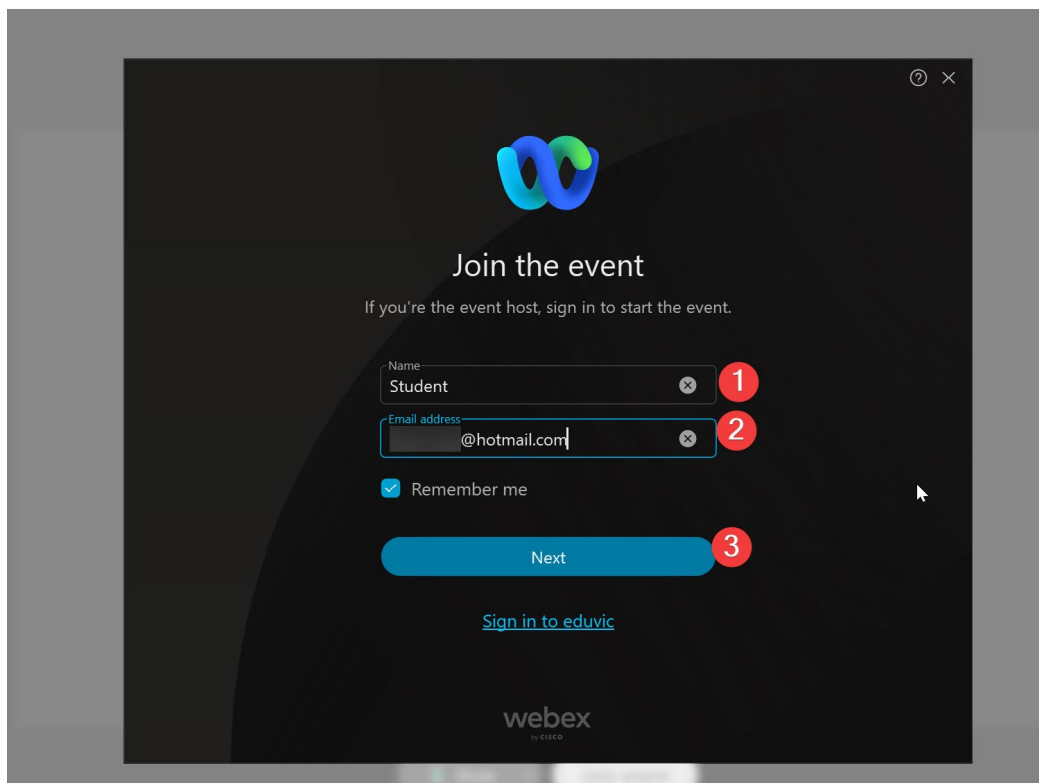
[Global call-in numbers](#)

Need help? Go to <https://help.webex.com>

- 1: Click Webex.exe - Webex Viewer will download automatically click here and the meeting will start. - if the meeting does not start see point 2 & 3.
- 2: If webex did not download automatically click here to download
- 3: If the meeting does not start after download click

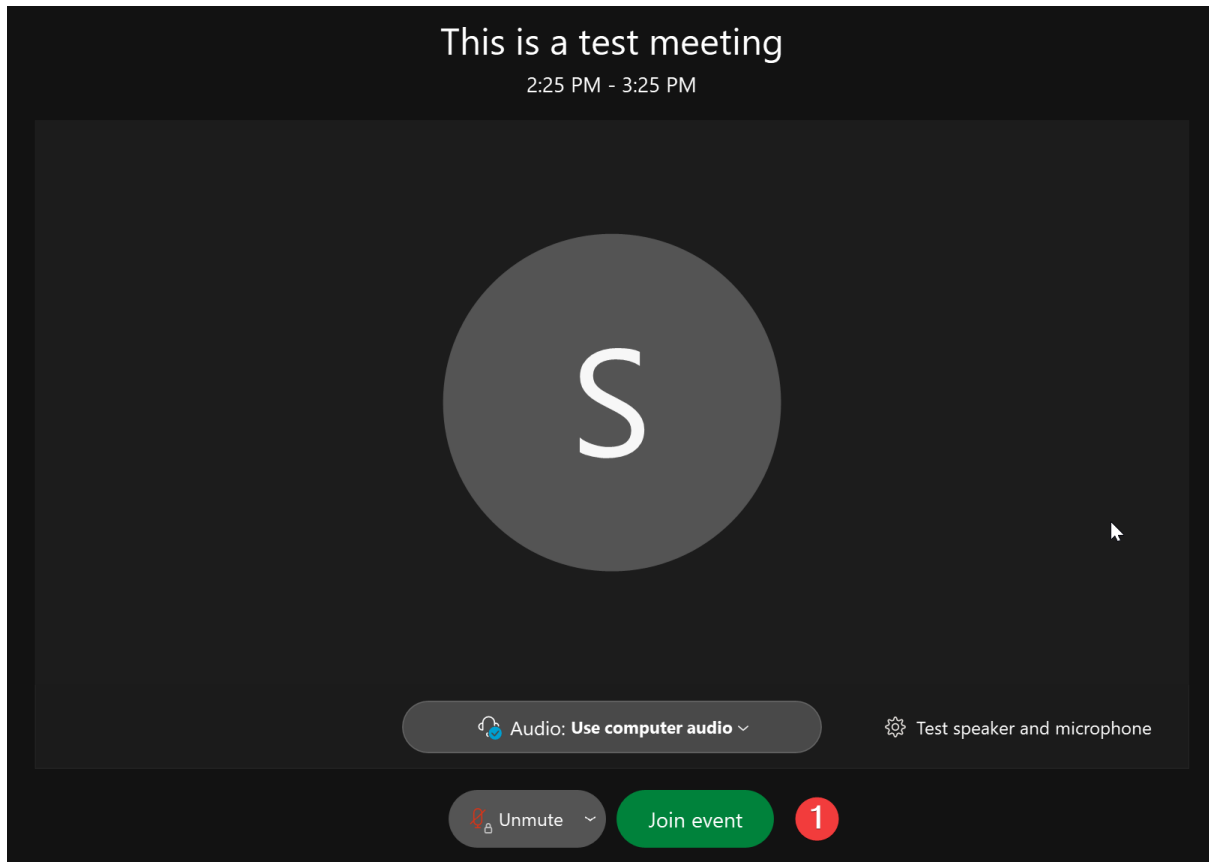


- 1: Enter your name
- 2: Enter your personal email
- 3: Press next



1: Press "join event"

Please note you will not see your camera and you will be muted automatically



You are all done 😊