

# Webex Parent Connect to Parent Teacher Interviews

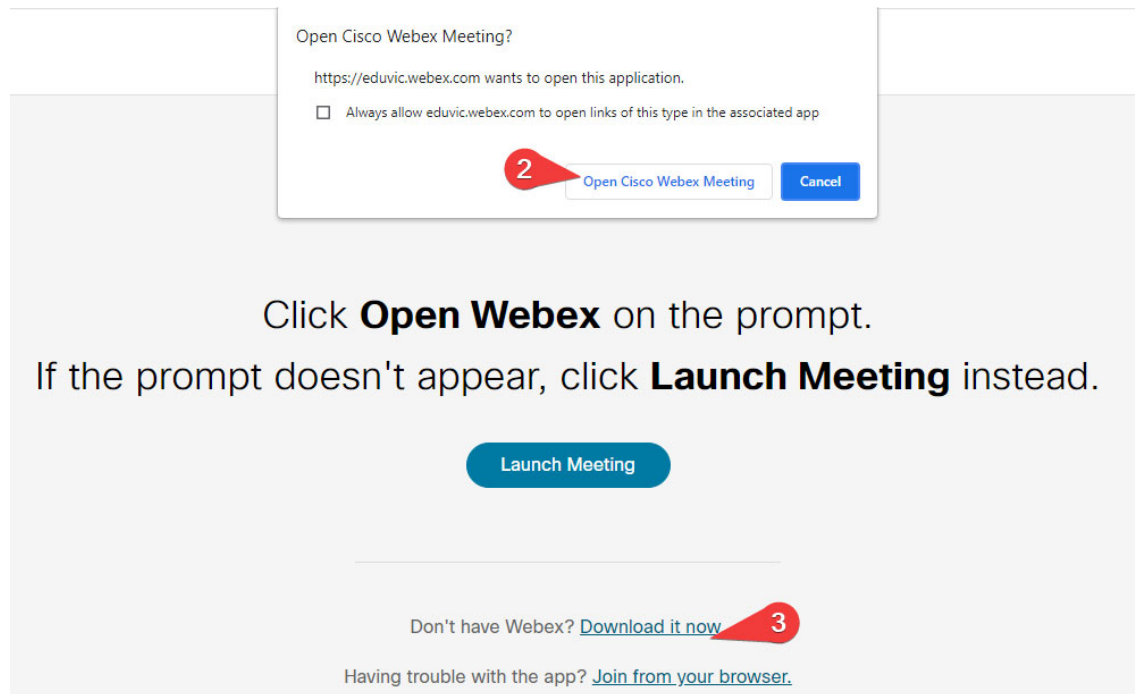
1: You should have received the code for each of your teachers.

- Please click on appropriate teacher link at the designated appointment time.

Example: <https://eduvic.webex.com/eduvic/j.php?MTID=XXXXXXXXXXXXYYYYYYYYZZZZZZZZ>

2: Select “open cisco Webex meeting” you may need to wait up to 2 minutes if you’re on a slower device

3: If you don’t get the pop-up or it still doesn’t open after 2 minutes click the “Download now” to install the program version.



Open Cisco Webex Meeting?

https://eduvic.webex.com wants to open this application.

Always allow eduvic.webex.com to open links of this type in the associated app

2 Open Cisco Webex Meeting Cancel

Click **Open Webex** on the prompt.  
If the prompt doesn't appear, click **Launch Meeting** instead.

Launch Meeting

Don't have Webex? [Download it now](#) 3

Having trouble with the app? [Join from your browser.](#)

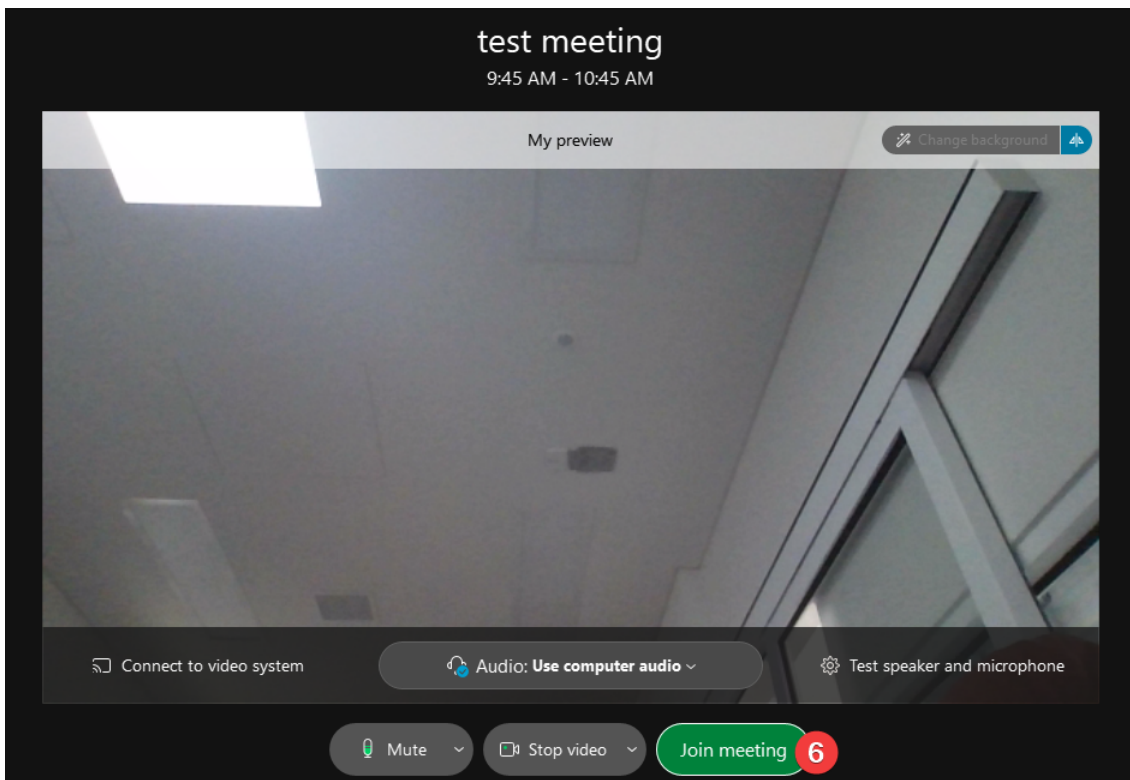
Note: you will get a pop-up from Webex with a loading bar the first time you connect, I don’t have a screenshot of that.

4: Enter your name & email address (does not have to be your school associated email)

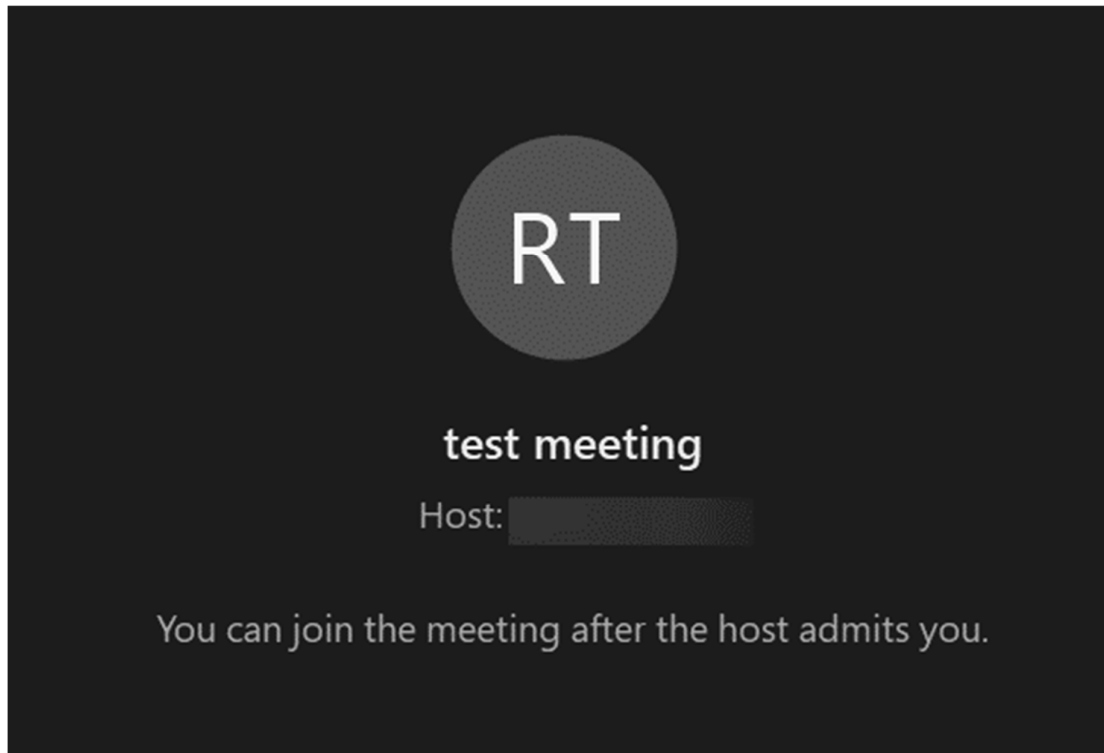
5: Click "Join as guest"



6: Click "join meeting"



You will then be sitting in a lobby, once the teacher is done with the previous meeting, they will let you in so sit tight!



Your all done 😊